

# True Three-Phase Transformer Turns Ratio Tester **TRT Standard Series**

- Test voltages from 1 to 250 V AC
- Single-phase test voltage
- True three-phase test voltage
- The best turns ratio accuracy of 0.03%
- Automatic vector group detection
- Built-in tap changer control unit
- Detailed analysis of test results using DV-TR software
- Interchangeable test leads with Three-phase Winding Ohmmeters & Tap Changer Analyzers TWA



## Description

TRT Standard Series instruments are true three-phase, fully automatic test set specially designed for turns ratio, phase shift, and excitation current measurements of power, distribution, and instrument transformers. TRT determines the transformer turns ratio by applying voltages across high voltage windings, accurately measuring voltages across the unloaded transformer windings, and then displaying the ratio of these voltages.

TRT is based on a state of the art technology, using the most advanced technique available today. The test set can be used to test single-phase and three-phase transformers, both with and without taps in accordance with the requirements of the IEC 60076-1 standard.

For a three-phase measurement, the test set is connected to all the three phases of a transformer to be tested. If specific vector diagrams are selected for different types of transformers, the TRT will run a specific test for each transformer type (i.e., single phase, Delta to wye/star,

Wye/Star to delta, Delta to delta, Wye/Star to wye/star, Delta to zig-zag, etc.) without a need to switch the test hookup cables. In addition, it can perform the test with true three-phase test voltage, allowing testing any transformer type. Following the test, it displays a turns ratio, phase shift, and excitation current obtained with single-phase and/or true three-phase tests.

TRT lets users enter a transformer's nameplate voltages for the turns ratio deviation calculation. This feature eliminates any error otherwise caused by an operator's manual calculation. The TRT also compares the test result with the nameplate ratio and prints out the % of error for each test.

Operating conditions messages or error messages identify incorrect test conditions, abnormal operating condition, or transformer problems. TRT has a very high ability to cancel electrostatic and electromagnetic interference in HV electric fields. It is achieved by a very efficient filtration. The filtration is made utilizing the proprietary hardware and software design solutions.

## Application

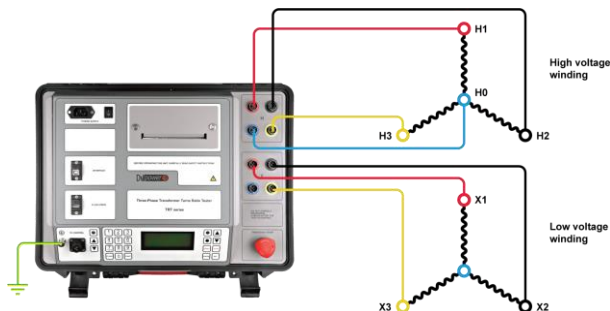
The list of instrument application includes:

- Turns ratio measurement
- Turns ratio deviation calculation
- Excitation current measurement
- Phase angle measurement
- Automatic vector group detection
- Verification of demagnetization process
- Magnetic balance test

## Connecting TRT to Test Object

### Three-Phase Transformer

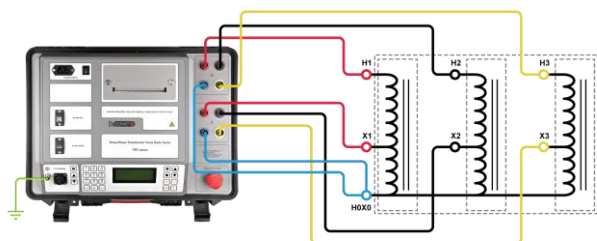
TRT is programmed to automatically test turns ratio, phase shift, and excitation current of power and distribution transformer types defined by CEI/IEC, IEEE, and ANSI standards. Using two sets of four cables, all bushings of the primary and the secondary sides are connected only once.



Connecting TRT to a three-phase transformer

### Three-Phase Autotransformer


TRT is also programmed to automatically test turns ratio, phase shift, and excitation current of autotransformer types defined by CEI/IEC, IEEE, and ANSI standards. Using two sets of four cables, all bushings of the primary and the secondary sides are connected only once.



Connecting TRT to a three-phase autotransformer

### Single-Phase Transformer

Although a three-phase device, TRT is able to test single-phase transformers. Either a special cable set or a three-phase cable set can be used for this purpose.



Connecting TRT to a single-phase transformer

### Single-Phase Autotransformer

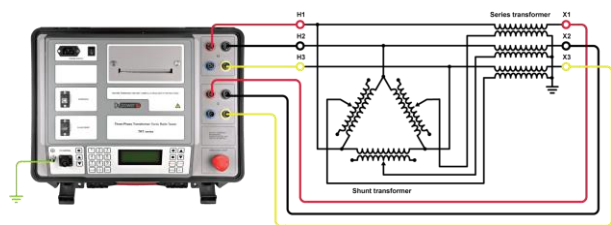
Although a three-phase device, TRT can test single-phase autotransformers. Either a special cable set, or a three-phase cable set can be used for this purpose.



Connecting TRT to a single-phase autotransformer

## Phase-Shifting Transformer

The presence of true three-phase test voltage allows TRT to test any type of transformer, even those with irregular vector groups, including phase-shifting transformers.




Connecting TRT to a phase-shifting transformer

## Current Transformer

TRT can also be used for verifying turns ratio and polarity of current transformers (CTs). CTs are specially constructed transformers – they are instrument transformers with only one, or

occasionally two primary turns. Larger number of turns is on the “X” (secondary) side of CTs. For that reason, when verifying CTs, the “X” test cables must be connected to the primary of a CT. If there are no primary terminals, the “X” cables should be slid through the CT core and short-circuited.



Connecting TRT to an unmounted current transformer

## Benefits and Features

### True Three-Phase Test Voltage

TRT (except TRT03) is a true three-phase turns ratio tester. Unlike other so-called “three-phase” testers that allow only connecting to three transformer phases at once, TRT also can output true three-phase test voltage, without any additional devices or modules. This allows testing any transformer type, including special designs such as phase shifting, arc furnace, rectifier transformers, etc. Besides measuring a turns ratio, it can also measure a voltage ratio of three-phase transformers, simulating real transformer working condition. By applying true three-phase test voltage, and by measuring induced three-phase voltage, TRT can determine actual phase shifts between HV and LV side voltages, and not just 0 or 180 degrees shift that is obtained by testing transformers with single-phase test voltage in turns.

### Accuracy

The highest accuracy in the market, for all three parameters measured – turns ratio, excitation current, and phase angle – makes potential transformer irregularities and faults more visible.

### Resolution

Excitation current measurement is important for determining problems in the transformer magnetic core. High measurement resolution enables better tracking of the current trend through all tap positions.

### Automatic Vector Group Detection

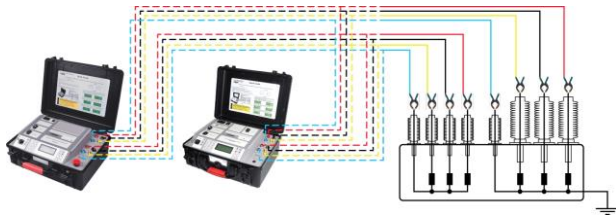
TRT is able to automatically detect vector group of three-phase transformers and auto-transformers. This is possible both with and without PC software.

### Tap Changer Control Unit

TRT has a built-in tap changer control unit, which allows remote on-load tap changer operation. A single operator can perform complete testing very quickly.

### Interchangeable cables with TWA

TRT uses the same cable set as Three-phase Winding Ohmmeter & Tap Changer Analyzer TWA. This enables one-time cable setup for performing six tests: turns ratio, excitation current, phase angle, winding resistance, on-load tap changer DVtest, and demagnetization, thus making TRT and TWA one measurement system.



*Connecting TRT Standard and TWA Standard to a transformer*

### DV-TR Software

The DV-TR software is included in the purchase price, and all its updates are free of charge. The software allows full control of TRT functions from a PC, creating and storing test plans, and downloading test results from the instrument's internal memory. All results are presented both numerically and graphically, for an easy and convenient analysis. Test results can be directly exported to excel document. Customized test report can be generated, edited, saved in several file formats including pdf, and printed.

### Magnetic Balance Test

This test helps in detecting possible problems in the transformer magnetic core. The test is completely automatic and requires no changes in cable setup comparing to turns ratio test. Results are presented both numerically and graphically.

### Memory

There is enough memory in the TRT to store 200 test records. Each record consists of 50 test readings.

### USB Flash Drive

Results can also be exported to a USB memory through integrated USB flash drive.

### Built-in Printer

Built-in thermal printer, 58 mm (2.3 in) wide, is an optional accessory.

## Technical Data

### Mains Power Supply

- Connection: according to IEC/EN60320-1; UL498, CSA 22.2
- Mains supply: 90 – 264 V AC, 50/60 Hz
- Input power:  
200 VA (for TRT03 and TRT33)  
250 VA (for TRT63)

### Turns Ratio Measurement

- Range: 0.8 – 50 000
- Resolution: 5 digits
- Typical accuracy:
 

@250 V AC	@100 & 80 V AC
0.8 – 999: $\pm 0.03\%$	0.8 – 999: $\pm 0.05\%$
1 000 – 3 999: $\pm 0.05\%$	1 000 – 3 999: $\pm 0.05\%$
4 000 – 14 999: $\pm 0.05\%$	4 000 – 14 999: $\pm 0.1\%$
15 000 – 19 999: $\pm 0.05\%$	15 000 – 19 999: $\pm 0.2\%$
20 000 – 50 000: $\pm 0.1\%$	20 000 – 50 000: $\pm 0.25\%$
@40 V AC	@10 & 8 V AC
0.8 – 999: $\pm 0.05\%$	0.8 – 999: $\pm 0.05\%$
1 000 – 3 999: $\pm 0.1\%$	1 000 – 3 999: $\pm 0.1\%$
4 000 – 14 999: $\pm 0.2\%$	4 000 – 15 000: $\pm 0.2\%$
15 000 – 20 000: $\pm 0.3\%$	
@1 V AC	
0.8 – 999: $\pm 0.05\%$	
1 000 – 4 000: $\pm 0.1\%$	

### Excitation Current Measurement

- Range: 0 – 2 A
- Resolution:
 

0.0000 – 9.9999 mA	0.1 $\mu$ A
10.000 – 99.999 mA	1 $\mu$ A
100.00 – 999.99 mA	10 $\mu$ A
1.0000 – 2.0000 A	100 $\mu$ A
- Typical accuracy:  $\pm(0.25\% \text{ rdg} + 0.5 \text{ mA})$

### Phase Angle Measurement

- Range: 0 – 360°
- Resolution: 0.01°
- Typical accuracy:  $\pm 0.05^\circ$

### Test Voltages

- TRT63A: 1, 8, 40, 100, 250 V AC
- TRT63B: 1, 10, 40, 100, 250 V AC
- TRT63C: 1, 8, 40, 80, 250 V AC
- TRT33A: 1, 8, 40, 100 V AC
- TRT33B: 1, 10, 40, 100 V AC
- TRT33C: 1, 8, 40, 80 V AC
- TRT03A: 8, 40, 100 V AC
- TRT03B: 10, 40, 100 V AC
- TRT03C: 8, 40, 80 V AC

### Display

- LCD screen 20 characters by 4 lines;
- LCD display with backlight, visible in bright sunlight

### Interface

- USB (standard)
- RS232 (optional)

### Data Storage

- TRT can store up to 10 000 test results

### Dimensions and Weight

- Dimensions (W x H x D):  
478 x 194 x 390 mm / 18.82 x 7.64 x 15.35 in
- Weight:  
8 kg / 17.6 lbs (TRT03 and TRT33)  
9 kg / 19.8 lbs (TRT63)

## Environmental Conditions

- Operating temperature:  
-20 °C – +60 °C / -4 °F – +140 °F
- Storage & transportation temperature:  
-40 °C – +70°C / -40 °F – +158 °F
- Humidity: 0 – 95% relative humidity, non-condensing

## Printer (optional)

- Built-in thermal printer
- Paper width 58 mm / 2.3 in
- Printer operating temperature:  
-20 °C – +70 °C / -40 °F – +158 °F

## Warranty

- 3 years + 1 additional year upon registration on [DV Power official website](https://www.dvpower.com)

## Applicable Standards

- Installation/Overtoltage category: II
- Pollution degree: 2
- Safety: LVD 2014/35/EU (CE Conform)  
Standard EN 61010-1:2001
- EMC: Directive 2014/30/EU (CE Conform)  
Standard EN 61326-1:2006
- IEEE C57.12.90

All specifications herein are valid at ambient temperature of +25 °C and standard accessories.  
Specifications are subject to change without notice.



H winding test cable set



X winding test cable set



Plastic transport case



Cable plastic case – large size



Cable plastic case with wheels – large size




Cable plastic case – medium size



Cable plastic case with wheels – medium size



TRTC Verification Calibrator



TRTC cables with banana plugs




Cable bag




## TRT Standard Series - Models


### TRT63 (TRT63A, TRT63B, TRT63C)

	<p><b>Test voltage source:</b> Single-phase True three-phase</p> <p><b>Test voltages:</b> From 1 V AC to 250 V AC</p>	<p><b>Weight:</b> 9 kg 19.8 lbs</p>
---	---	---

### TRT33 (TRT33A, TRT33B, TRT33C)

	<p><b>Test voltage source:</b> Single-phase True three-phase</p> <p><b>Test voltages:</b> From 1 V AC to 100 V AC</p>	<p><b>Weight:</b> 8 kg 17.6 lbs</p>
---	---	---

### TRT03 (TRT03A, TRT03B, TRT03C)

	<p><b>Test voltage source:</b> Single-phase</p> <p><b>Test voltages:</b> From 8 V AC to 100 V AC</p>	<p><b>Weight:</b> 8 kg 17.6 lbs</p>
---	--	---

## Order Info

Instrument	Article No
Three-phase Transformer Turns Ratio Tester TRT03A	TRT03AX-N-03
Three-phase Transformer Turns Ratio Tester TRT03B	TRT03BX-N-03
Three-phase Transformer Turns Ratio Tester TRT03C	TRT03CX-N-03
True Three-phase Transformer Turns Ratio Tester TRT33A	TRT33AX-N-03
True Three-phase Transformer Turns Ratio Tester TRT33B	TRT33BX-N-03
True Three-phase Transformer Turns Ratio Tester TRT33C	TRT33CX-N-03
True Three-phase Transformer Turns Ratio Tester TRT63A	TRT63AX-N-03
True Three-phase Transformer Turns Ratio Tester TRT63B	TRT63BX-N-03
True Three-phase Transformer Turns Ratio Tester TRT63C	TRT63CX-N-03

Included accessories
Windows-based DV-TR PC software including USB cable
Tap changer control cable 5 m (16.4 ft)
Mains power cable
Ground (PE) cable
Plastic transport case – medium size

Standard accessories	Article No
H winding test lead set, 4 x 10 m (32.8 ft) with TTA clamps (compatible with TWA and TRT series)	HC-10-4FMCWC
X winding test lead set, 4 x 10 m (32.8 ft) with TTA clamps (compatible with TWA and TRT series)	XC-10-4FFCWC
Cable plastic case – large size	CABLE-CAS-03

Optional accessories	Article No
H winding test lead set, 4 x 5 m (16.4 ft) with TTA clamps (compatible with TWA and TRT series)	HC-05-4FMCWC
X winding test lead set, 4 x 5 m (16.4 ft) with TTA clamps (compatible with TWA and TRT series)	XC-05-4FFCWC
H winding test lead set, 4 x 15 m (49.2 ft) with TTA clamps (compatible with TWA and TRT series)	HC-15-4FMCWC
X winding test lead set, 4 x 15 m (49.2 ft) with TTA clamps (compatible with TWA and TRT series)	XC-15-4FFCWC
H winding test lead set, 4 x 20 m (65.6 ft) with TTA clamps (compatible with TWA and TRT series)	HC-20-4FMCWC
X winding test lead set, 4 x 20 m (65.6 ft) with TTA clamps (compatible with TWA and TRT series)	XC-20-4FFCWC
H winding cable extension set, 4 x 5 m (16.4 ft) (compatible with TWA and TRT series)	HE-05-4FMCFC
X winding cable extension set, 4 x 5 m (16.4 ft) (compatible with TWA and TRT series)	XE-05-4FFCMC
H winding cable extension set, 4 x 10 m (32.8 ft) (compatible with TWA and TRT series)	HE-10-4FMCFC
X winding cable extension set, 4 x 10 m (32.8 ft) (compatible with TWA and TRT series)	XE-10-4FFCMC
H winding cable extension set, 4 x 15 m (49.2 ft) (compatible with TWA and TRT series)	HE-15-4FMCFC
X winding cable extension set, 4 x 15 m (49.2 ft) (compatible with TWA and TRT series)	XE-15-4FFCMC
H winding test lead set, 4 x 5 m (16.4 ft) with TTA clamps (compatible with TRT series only)	HC-05-4TRTMW
X winding test lead set, 4 x 5 m (16.4 ft) with TTA clamps (compatible with TRT series only)	XC-05-4TRTFW
H winding test lead set, 4 x 10 m (32.8 ft) with TTA clamps (compatible with TRT series only)	HC-10-4TRTMW
X winding test lead set, 4 x 10 m (32.8 ft) with TTA clamps (compatible with TRT series only)	XC-10-4TRTFW



H winding test lead set, 4 x 15 m (49.2 ft) with TTA clamps (compatible with TRT series only)	HC-15-4TRTMW
X winding test lead set, 4 x 15 m (49.2 ft) with TTA clamps (compatible with TRT series only)	XC-15-4TRTFW
H winding test lead set, 4 x 20 m (65.6 ft) with TTA clamps (compatible with TRT series only)	HC-20-4TRTMW
X winding test lead set, 4 x 20 m (65.6 ft) with TTA clamps (compatible with TRT series only)	XC-20-4TRTMW
H winding cable extension set, 4 x 5 m (16.4 ft) (compatible with TRT series only)	HE-05-4TRTMF
X winding cable extension set, 4 x 5 m (16.4 ft) (compatible with TRT series only)	XE-05-4TRTFM
H winding cable extension set, 4 x 10 m (32.8 ft) (compatible with TRT series only)	HE-10-4TRTMF
X winding cable extension set, 4 x 10 m (32.8 ft) (compatible with TRT series only)	XE-10-4TRTFM
H winding cable extension set, 4 x 15 m (49.2 ft) (compatible with TRT series only)	HE-15-4TRTMF
X winding cable extension set, 4 x 15 m (49.2 ft) (compatible with TRT series only)	XE-15-4TRTFM
Cable plastic case – small size	CABLE-CAS-01
Cable plastic case – medium size	CABLE-CAS-02
Cable plastic case with wheels – medium size	CABLE-CAS-W2
Cable plastic case with wheels – large size	CABLE-CAS-W3
Thermal printer 58 mm (built-in)	PRINT-058-01
Thermal paper roll 58 mm (2.3 in)	PRINT-058-RO
Bluetooth communication module	BLUET-MOD-01
Inverter 12 V DC to 230 V AC, 50 Hz	IN650-12-230
Verification Calibrator TRTC	TRTC-05-4800
H winding test lead set, 4 x 1 m (3.28 ft) with banana plugs	HC-01-4LMCBP
X winding test lead set, 4 x 1 m (3.28 ft) with banana plugs	XC-01-4LFCBP
Cable bag	CABLE-BAG-00
TWA-TRT safety switchbox with ground cable	SWTCH-BOX-00
H connection between instrument and switchbox, 4 x 0,8 m (2.62 ft)	HE-08-4FMCMC
X connection between instrument and switchbox, 4 x 0,8 m (2.62 ft)	XE-08-4FFCFC